



# LITERACY VOLUNTEERS OF KENT COUNTY

SEPTEMBER 2024

## THIS ISSUE

*Newsela Scavenger Hunt*

*Health Stories*

*Tutor Training Workshop*

*Conversation Class*

*Donate Online*

## RESOURCE SPOTLIGHT

*Health Stories*

By Lynne Weintraub

Health Stories is a 3-level series (Introductory, Low Beginning, and High Beginning) that includes reading and language activities to help adults navigate the healthcare system, live a healthy lifestyle, and recognize health issues.

Readings focus on relevant health topics, such as nutrition, allergies, injuries, medication, first aid, and food safety. Each level covers the same general topics, in the same order — perfect for multilevel classrooms.

There is a FREE Comprehensive Teacher Guide or Audio MP3 available to download online!

Pick up a copy of this series at the Coventry Public Library or reserve a copy through your local Ocean State Library!

## NEWSELA SCAVENGER HUNT

Back to school! The beginning of the school year offers you an opportunity to introduce your students to what learning looks like on Newsela! Distance learning showed us that we need to intentionally teach our students how to navigate their digital learning environments, just as we do with physical environments. Introduce your students to Newsela in a fun way so when you're ready to dive into content, they're well prepared. This lesson will set you and your students up for a year of meaningful learning using Newsela, and making the most of the many features.

### Lesson Overview:

Begin by introducing how you will use Newsela in your lessons this year.

- How often will you use Newsela?
- Will it be independently?
- Will students have choice in what they read?

Teach students how to log on. Once they are logged on, model finding a text, changing the level, annotations, and power words. Have students complete the scavenger hunt form.

### Extension Opportunities

- Search for and read an article on a topic of your choice. Practice making annotations, exploring power words, and try the quiz.

- 🕒 Objective and Intro To Newsela - 5 minutes
- 🕒 How to Log In to Newsela (& get logged on) - 5 minutes
- 🕒 Model How to find an article and use Newsela Features (5 minutes)
- 🕒 Introduce Scavenger Hunt & Work Time (20 minutes)

See the attached "Discover Newsela" Scavenger Hunt form! You can print more copies on our website under Learning Resources!

[coventrylibrary.org/lvkc](http://coventrylibrary.org/lvkc)

# ANNOUNCEMENTS



## TUTOR TRAINING WORKSHOP

LVKC's Fall 2024 Tutor Training Workshop is scheduled for October 28, November 4, and November 18, 2024 with a follow-up on January 6, 2025 in the Literacy Room at the Coventry Town Hall Annex (1675 Flat River Rd, Coventry, RI).

If you or someone you know may be interested in becoming a volunteer tutor, please fill out the tutor application at [coventrylibrary.org/tutors](https://coventrylibrary.org/tutors)



## CONVERSATION CLASS

Let's Talk Conversation Class is a small-group ELL (ESL) program designed to primarily serve those ELL students, 18 or older, who are currently participating in one-on-one tutoring, or those awaiting a tutor. This conversational, task-oriented program helps students maximize their English speaking skills and is free to participants.

Let's Talk English Conversation Group is a great way to:

- Learn about American Culture
- Practice English Speaking Skills
- Make Friends
- Ask Questions

Tuesday mornings from 10:00 - 11:30 AM  
East Greenwich Free Library (82 Peirce St., East Greenwich, RI 02818)

Virtual Online - Zoom Meeting (link provided after sign up):  
Wednesday Nights from 7:00 - 8:30 PM

Sign up on our website at: [coventrylibrary.org/lets-talk](https://coventrylibrary.org/lets-talk)

[coventrylibrary.org/lvkc](https://coventrylibrary.org/lvkc)

## DONATE ONLINE

Donate to LVKC through PayPal or start a Fundraiser by sharing your story and sharing it on social media. Find the donate button on our Donate webpage. [coventrylibrary.org/lvkc/donate](https://coventrylibrary.org/lvkc/donate)

## FOLLOW US



@LiteracyVolunteersKentCounty



@LVKC1



@literacykentcountyr

## 2024 LVKC BOARD OF DIRECTORS

Lynn Blanchette  
**President**

Nancy Abood  
**Secretary:**

Stephanie Eddleston  
**Treasurer**

Lauren Walker  
**Library Director**

Sandra Dupree  
Jyoti Ganesh  
Marga Matheny  
Maria Saillant  
William Rogers

Jessica Haughton  
**Program Director**

Robin Leroux  
**Office Assistant**

Contact Information  
1672 Flat River Road  
Coventry, RI 02816  
401-822-9103

[lvkc@coventrylibrary.org](mailto:lvkc@coventrylibrary.org)

# Discover Newsela

*Newsela will be an integral part of our learning this year. Explore Newsela and complete this scavenger hunt to learn and discover the many things we will do with Newsela this year!*

1. Go To Newsela.com and Log In - **! Ask your TUTOR for the class link to make an account if you do not have one !**

To make an account use the class link that your tutor sent. When you click on the link, select **"It's my first time here"**. You will be taken to a page which will have your tutor's name as the Teacher. (See Image to right.) Create a Newsela account using a Google account, Microsoft account, or create an account using your name, email address and password. Then, select **Sign Up** button.

After you Sign Up, you'll be able to go to Newsela.com and log in using your account without having to use the class link.

## Sign in to join LVKC

Teacher: L.

First Name

Last Name

Username

Password


Confirm Password


Sign Up

2. What is one thing you notice on the homepage?


---

## Part 1: Search for texts!


3. Use  Search in the top left corner to find an article about **endangered species**. Record the title of an article you find.

4. Use the search bar  in the top left corner to find an article about **video games**. Record the title of an article you find.

---

5. Use the search bar  in the top left corner to find an article about **sports**. Record the title of an article you find.

---

6. Use the search bar  in the top left corner to find an article about **Rhode Island**. Record the title of an article you find.

---

7. Click the Newsela logo in the top left corner. Then from the menu, click "Video." Browse the video content on Newsela. You can always click the blue "See more." Record the title of one video you think might be interested in watching.

---

## Part 2: Article Features

8. Find the article titled, "How video games are teaching the world to speak English." Where was it originally published? (*Hint: You'll find this before the article begins*)

---

9. What reading levels (lexiles) is this article available in?

\_\_\_\_\_ 930L \_\_\_\_\_

10. Click through the different levels of this text. Read the first sentence at each level. What do you notice? How does the article change?

---

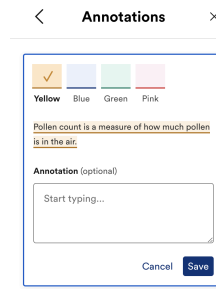
---

---

---

11. On Newsela, you can highlight and mark up articles using the **Annotation feature**. Practice highlighting parts of a text using the Newsela Highlighter. To do this, select the words with your cursor, like you would to copy/paste.

- I highlighted a sentence YELLOW.
- I highlighted a sentence GREEN.
- I highlighted a sentence PURPLE.
- I highlighted a sentence PINK.



12. Write a comment to go with one of your annotations saying, **"This is cool!"** (*I can see all of your annotations and I can reply to them.*) Then click **save**.


- I did this.

When you see a bold word underlined in green, that means it is a **Power Word**, meaning it's an important vocabulary word with definitions and activities. Click the word to hear it out loud and learn the definition. Your Student Binder will list all the Power Words you learn this year.

13. Find and record one **Power Word** from this article: \_\_\_\_\_

14. Record the definition of that **Power Word**

---

15. Click the  button below the title. What do you notice happens? How might this tool help you?

---

---

---