

# Discover Newsela

*Newsela will be an integral part of our learning this year. Explore Newsela and complete this scavenger hunt to learn and discover the many things we will do with Newsela this year!*

1. Go To Newsela.com and Log In - **! Ask your TUTOR for the class link to make an account if you do not have one !**

To make an account use the class link that your tutor sent. When you click on the link, select **"It's my first time here"**. You will be taken to a page which will have your tutor's name as the Teacher. (See Image to right.) Create a Newsela account using a Google account, Microsoft account, or create an account using your name, email address and password. Then, select **Sign Up** button.

After you Sign Up, you'll be able to go to Newsela.com and log in using your account without having to use the class link.

## Sign in to join LVKC

Teacher: L.

First Name

Last Name

Username

Password


Confirm Password


Sign Up

2. What is one thing you notice on the homepage?


---

## Part 1: Search for texts!


3. Use  Search in the top left corner to find an article about **endangered species**. Record the title of an article you find.

4. Use the search bar  in the top left corner to find an article about **video games**. Record the title of an article you find.

---

5. Use the search bar  in the top left corner to find an article about **sports**. Record the title of an article you find.

---

6. Use the search bar  in the top left corner to find an article about **Rhode Island**. Record the title of an article you find.

---

7. Click the Newsela logo in the top left corner. Then from the menu, click "Video." Browse the video content on Newsela. You can always click the blue "See more." Record the title of one video you think might be interested in watching.

---

## Part 2: Article Features

8. Find the article titled, "How video games are teaching the world to speak English." Where was it originally published? (*Hint: You'll find this before the article begins*)

---

9. What reading levels (lexiles) is this article available in?

\_\_\_\_\_ 930L \_\_\_\_\_

10. Click through the different levels of this text. Read the first sentence at each level. What do you notice? How does the article change?

---

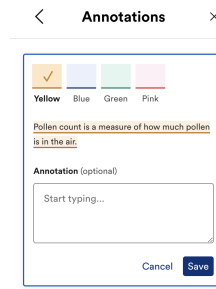
---

---

---

11. On Newsela, you can highlight and mark up articles using the **Annotation feature**. Practice highlighting parts of a text using the Newsela Highlighter. To do this, select the words with your cursor, like you would to copy/paste.

- I highlighted a sentence YELLOW.
- I highlighted a sentence GREEN.
- I highlighted a sentence PURPLE.
- I highlighted a sentence PINK.



12. Write a comment to go with one of your annotations saying, **"This is cool!"** (*I can see all of your annotations and I can reply to them.*) Then click **save**.


- I did this.

When you see a bold word underlined in green, that means it is a **Power Word**, meaning it's an important vocabulary word with definitions and activities. Click the word to hear it out loud and learn the definition. Your Student Binder will list all the Power Words you learn this year.

13. Find and record one **Power Word** from this article: \_\_\_\_\_

14. Record the definition of that **Power Word**

---

15. Click the  button below the title. What do you notice happens? How might this tool help you?

---

---

---